

GIō

Extra Oral Illumination Ring

Users Manual



Digital DOC

800.518.1102

www.digi-doc.com

Safety Instructions



This symbol alerts the user that important literature concerning the operations and maintenance of this unit have been included. Therefore, it should be read carefully in order to avoid any problems.



CAUTION

TO REDUCE THE RISK OF ELECTRIC SHOCK, DO NOT DISASSEMBLE. NO USER-SERVICEABLE PARTS INSIDE. REFER MAINTENANCE TO QUALIFIED SERVICE PERSONNEL

WARNING

TO PREVENT FIRE OR ELECTRICAL SHOCK, DO NOT EXPOSE THIS DEVICE TO EXCESSIVE MOISTURE

CAUTION

CHANGES OR MODIFICATIONS NOT EXPRESSLY APPROVED BY THE MANUFACTURER COULD VOID THE WARRANTY

Cautions

- Federal law restricts this device to sale by or on the order of a Licensed Dental practitioner.

Cautions on Safety

- Do not place a container with water or liquid, or any small metallic objects on this unit.
- If smoke, abnormal sound or smell occurs, disconnect the USB and contact Digital Doc.
- Do not apply impacts to this unit

Cautions on Installation

- It is recommended that this device is plugged into a computer or powered hub that complies with IEC60601.
- Do not install this unit in a poorly ventilated place, a dusty place, an unstable place, or where soot or steam occurs.
- Do not use this unit in high temperatures (higher than 50 degrees C) or at temperatures (lower than 0 degrees C)
- Do not use in surgical theaters in hospitals where safety requirements are different from a standard dental clinic.

Cautions on Cleaning

- Disconnect from USB charger before cleaning.
- Do not wipe the surface using benzene, Dicide, thinner, or gluderaldihyde. As this may degrade the lens, or damage the case material.
- Lightly wipe off dirt on the cover and or lens with a soft cloth (i.e. flannel, 2x2, etc.)

Important Safeguards

Installation

- Read and follow Instructions- All of the safety and operating Instructions should be read before the Glo product is operated. Follow operating and usage instructions.
- Retain instructions - The safety and operating instructions should be retained for future reference
- Heed warnings - Comply with all warnings on the Glo and in the operating instructions
- This product should be charged only from the type of power source indicated. USB Powered Hub.
- Do not use this product near water.

CAUTION

MAINTAIN ELECTRICAL SAFETY. POWER LINE OPERATED EQUIPMENT OR ACCESSORIES CONNECTED TO THIS UNIT SHOULD NOT HAVE BEEN MODIFIED SO AS TO DEFEAT THE SAFETY FEATURES. THIS WILL HELP TO AVOID ANY POTENTIAL HAZARD FROM ELECTRICAL SHOCK OR FIRE. IF IN DOUBT, CONTACT QUALIFIED SERVICE PERSONNEL.

Lithium-ion battery warning

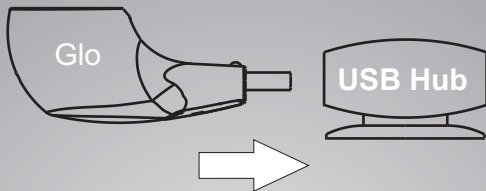
WARNING: CHARGE ONLY WITH SPECIFIED CHARGERS ACCORDING TO DEVICE MANUFACTURER'S INSTRUCTIONS. DO NOT OPEN BATTERY, DISPOSE OF IN FIRE, OR SHORT CIRCUIT - MAY IGNITE, EXPLODE, LEAK, OR GET HOT CAUSING PERSONAL INJURY.

Disposal: Dispose in accordance with all applicable federal, state and local regulations.

Congratulations on your purchase of the Glo Extra Oral Illumination Ring.

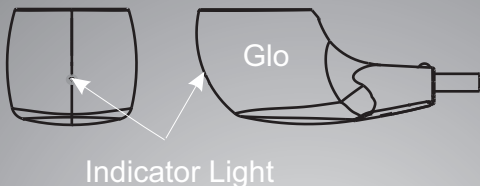
This manual will guide you through the setup and use of the product.

Step 1: Prior to use, charge the Glo by connecting the USB connector to a powered USB receptacle. (*a powered USB hub is shown for demonstration*)





The green indicator light will flash while the unit is charging. When the charging is complete the light will stay solid green.

Step 2: When the unit is fully charged the green indicator light will STOP flashing. The product is now ready for use and can be removed from the USB hub.

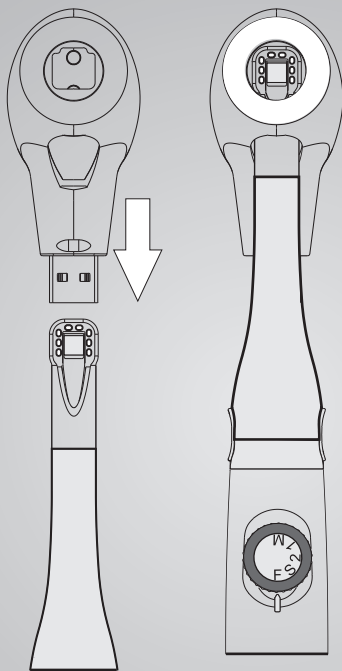


Indicator Light Codes

 Solid Green= Battery is charged and ready for use

 Flashing Green= Battery is low
Battery is charging

Step 2: To use the Glo, simply slide the unit onto the IRIS camera, the ring light will stay on until the Glo is removed from the camera.



The Glo Extra-Oral Illumination ring is intended for use outside of the mouth only.

The Glo should be cleaned with cold sterilization methods only.
Wipe down with Alcohol / Digi-Wipes

DO NOT clean with heavy abrasives such as Gluderaldhide or Dicide.

The average runtime on a full charge is 10 Minutes.

Digital Doc LLC agrees to guarantee parts and labor for each Glo system for the term of one year from the date of purchase, when used in accordance with manufacturer's instructions. In the event a product is returned by the dealer, or the end user, and the warranty has expired, Digital Doc LLC reserves the right to collect a reasonable fee from the end user for services mutually agreed upon. Digital Doc LLC does agree to replace any defective unit, free of charge, during the first thirty (30) days from the date of purchase. After the first thirty (30) days, Digital Doc LLC, will repair under warranty the defective item and pay the shipping to return the repaired item to the customer. The customer will be responsible for shipping charges to Digital Doc. If the customer elects to ship the product three-day economy, Digital Doc LLC, will return-ship in the same manner. Further, if the customer elects to ship the product overnight, Digital Doc LLC will reciprocate in the same manner.

Digital Doc LLC will require the end user to phone the Technical Service Department at 800.518.1102. Please have your camera serial number ready prior to contacting Technical Support. Once the cause of the failure has been determined, Digital Doc LLC will issue a "Return Merchandise Authorization" (RMA) number to be written clearly on the outside of the package in which the item is shipped. Items shipped to Digital Doc LLC without the RMA written on the outside of the package will be returned to the customer at their cost. No items will be received for warranty or non-warranty work without the RMA number printed clearly on the package. All non-warranty repairs will need a credit card, or some form of payment prior to the repair work being authorized.

If your repair is deemed under warranty, Digital Doc LLC agrees to repair or replace the item, at Digital Doc's discretion. The item will then be shipped to the person, or persons whose name appears on the shipping label. All non-warranty repairs will be billed at \$135.00 (USD) per hour plus parts. All refusals to authorize non-warranty work will be subject to a one-hour minimum charge. Loaner units are not available.



Digital DOC

800.518.1102

www.digi-doc.com

4511 Golden Foothill Parkway
Suite #1
El Dorado Hills, California
95672